

SONY®

FM/MW/SW 3 BAND RECEIVER

FM/MW/LW 3 BAND RECEIVER

ICF-25/25L

OPERATING INSTRUCTIONS page 6

MODE D'EMPLOI page 14

MANUAL DE INSTRUCCIONES página 22




ICF-25L

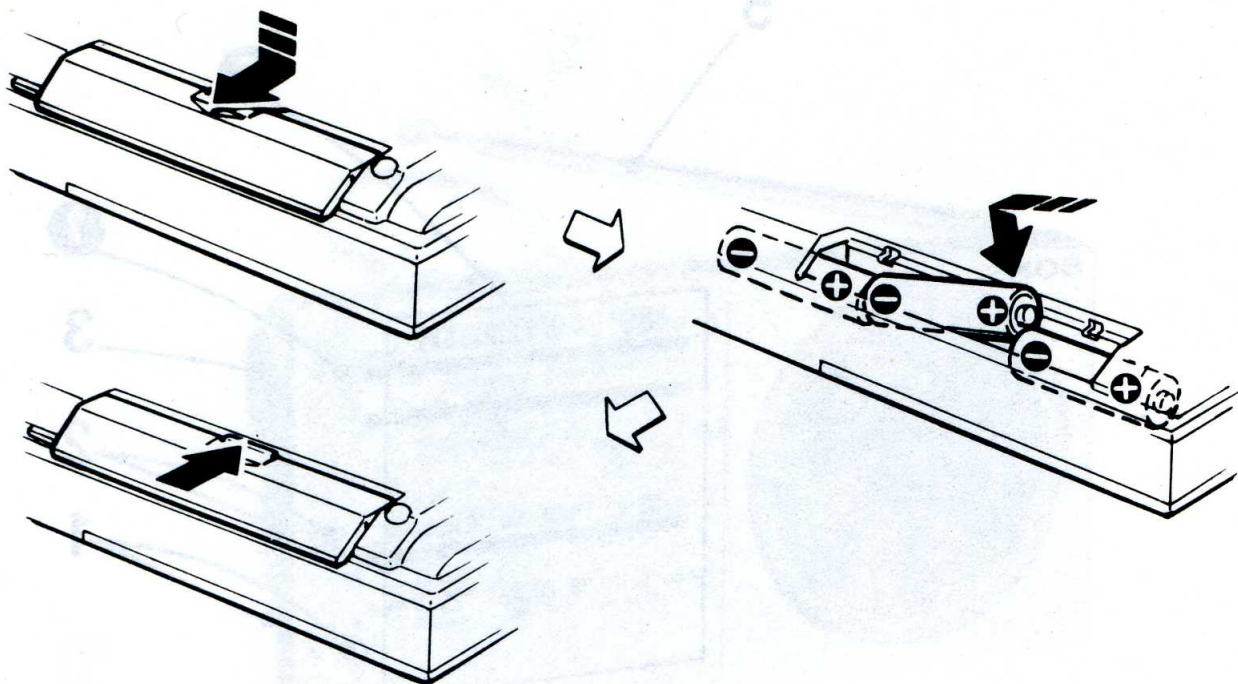
● If you fold this page back, you will see the photo and illustrations which will explain how to operate your radio.

● Déplier cette page. La photo et les illustrations indiquent comment faire fonctionner la radio.

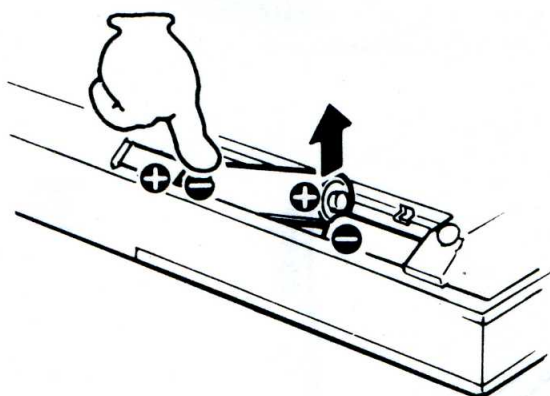
● Desdoble esta página, y verá la foto y las ilustraciones que le explicarán cómo operar su radio.



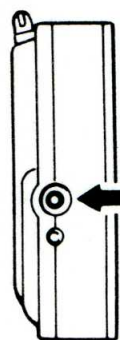
A



B



C



1
DC IN 4.5V

2 to a wall outlet
à une prise secteur
a una toma de la red

